




# Solderless Flex Strip / Ribbon Installation Instructions




Line up Strip w/ Connector



Open Brown Retainer



Slide Strip into Connector




Seat Brown tab to Secure

**\*\* WE ALWAYS RECOMMEND SOLDERING CONNECTIONS WHENEVER POSSIBLE – SOLDERING IS MORE RELIABLE!**


© 2011 Creative Lighting Solutions, llc – No Duplication or Distribution without express written consent.

[www.CreativeLightings.com](http://www.CreativeLightings.com) – 1-877-877-2340


# Solderless Flex Strip / Ribbon Installation Instructions



Line up Strip w/ Connector



Open Brown Retainer



Slide Strip into Connector



Seat Brown tab to Secure

**\*\* WE ALWAYS RECOMMEND SOLDERING CONNECTIONS WHENEVER POSSIBLE – SOLDERING IS MORE RELIABLE!**

© 2011 Creative Lighting Solutions, llc – No Duplication or Distribution without express written consent.

[www.CreativeLightings.com](http://www.CreativeLightings.com) – 1-877-877-2340